

# TCPH Briefing on Current and Emerging Health Issues, March 22<sup>nd</sup>, 2022

Veerinder (Vinny) Taneja, MBBS; MPH  
Public Health Director



Updated: March 21<sup>st</sup>, 2022



# COVID Trends in Tarrant County



## Tarrant County COVID-19

### Statistics

Date Updated:  
Monday, March 21, 2022

#### Total Cases

561,626

#### Deaths

5,806

#### Recovered

552,546

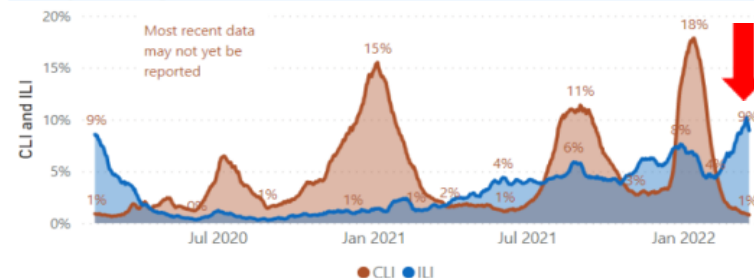
## Community Spread Level

**MODERATE**

### 7 Day Average of the Percent of Positive COVID-19 Tests



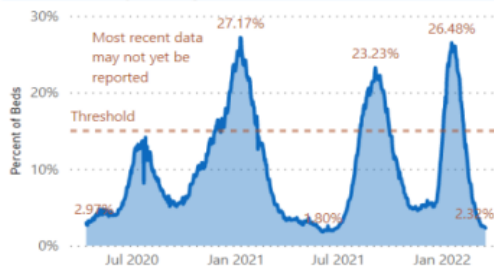
### 7 Day Average of the Percent of ED visits for CLI and ILI



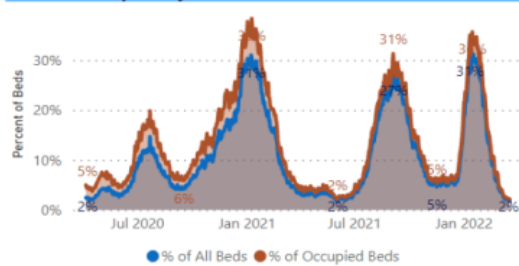
## Situational Awareness Alert

- Seasonal Flu at it's peak in TC
  - Decline likely ahead
- Positivity rate ~ 20%
- If symptomatic
  - More likely to have Flu than COVID
  - Get tested for Flu
  - Start Tamiflu early
- COVID Testing and Vaccination Scaling down operations

### Beds Occupied by COVID-19 Patients, TSA-E



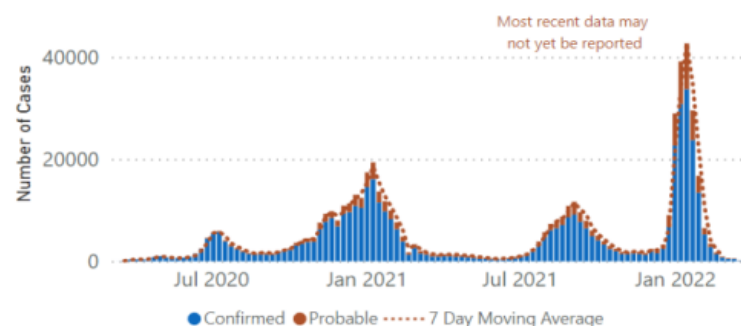
### Bed Occupancy Rate for COVID-19 Patients



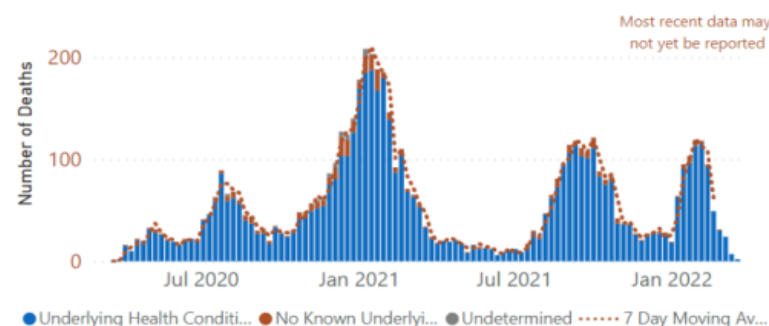
### Cases per 100,000 Residents



### COVID-19 Epidemic Curve by Specimen Collection Week



### COVID-19 Deaths by Week of Death



## Measuring the Spread of the Virus

Week Ending Saturday, March 12th, 2022

$R(t)$  is the number of people that one infected person will pass on the virus to, on average

$R(t) < 1$ : Virus spread is decreasing

$R(t) = 1$ : Virus spread is stable

$R(t) > 1$ : Virus spread is increasing

**0.89**  
 $R(t)$

# Revised CDC Criteria

COVID-19 Community Level  
**Low**



## Tarrant County COVID-19 Statistics

Date Updated:  
Monday, March 21, 2022

Select Data by Year

- ☒ 2020  
☒ 2021-2022

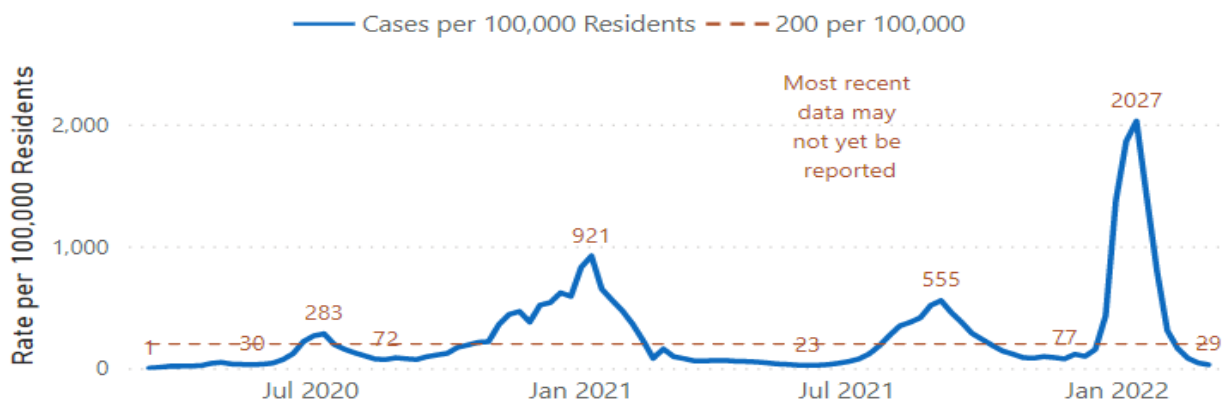
Total Cases

561,626

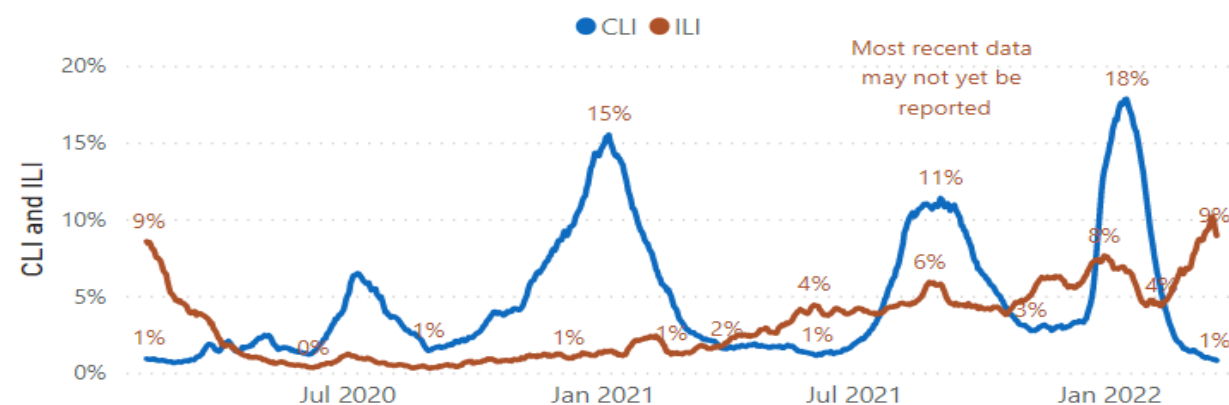
Deaths

5,806

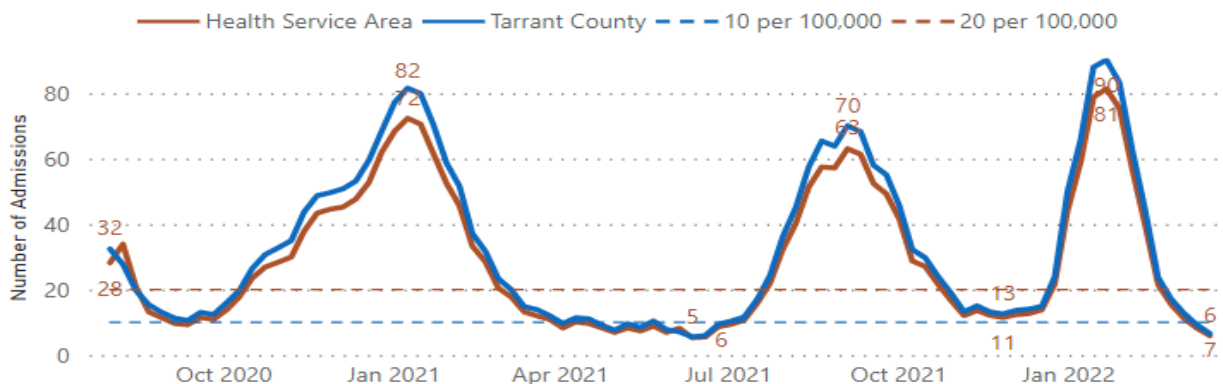
### Cases per 100,000 Residents



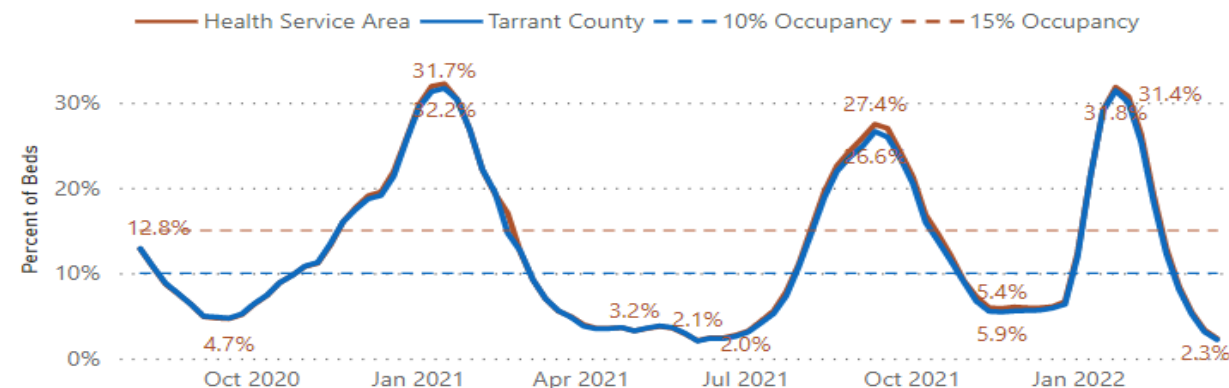
### 7 Day Average of the Percent of ED visits for CLI and ILI



### New COVID-19 Admissions per 100,000 Residents (7-day Total)



### % of Staffed Inpatient Beds Occupied by COVID-19 Patients (7-day Avg)



# References/Sources

- [COVID-19 by County | CDC](#)
- [COVID Data Tracker Weekly Review | CDC](#)
- [COVIDtests.gov](#)
- [Tarrantcounty.com/coronavirus](#)
- [Tarrantcounty.com/vaccinefinder](#)
- [Tarrantcounty.com/covidtesting](#)
- [Coronavirus Disease 2019 \(COVID-19\) | CDC](#)
- [Flu | Activity Report 2021-2022 \(state.tx.us\)](#)

**Main Address:**

1101 S. Main Street  
Fort Worth, TX 76104

**Phone:**

817-321-4700

**Website:**

[health.tarrantcounty.com](http://health.tarrantcounty.com)

**Social Media:**

